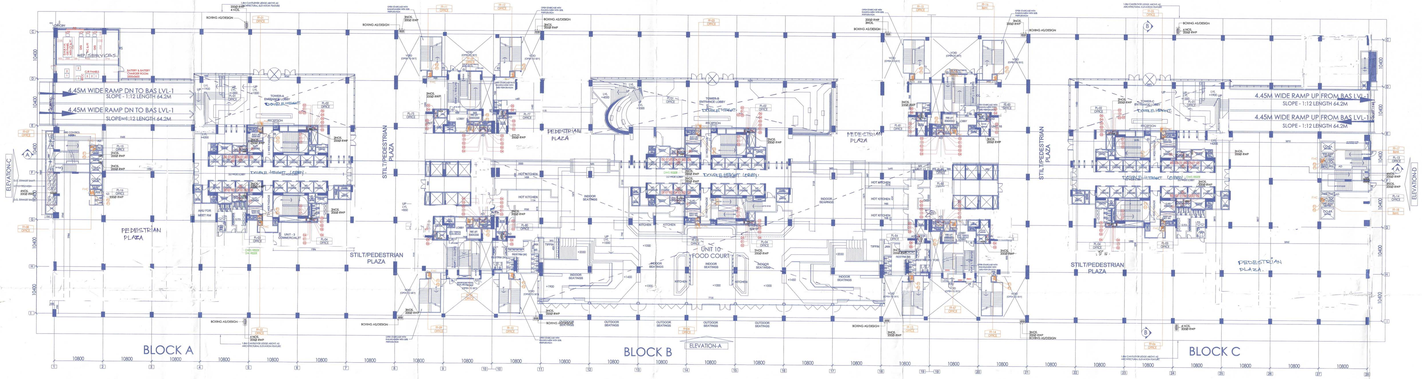

GROUND FLOOR PLAN

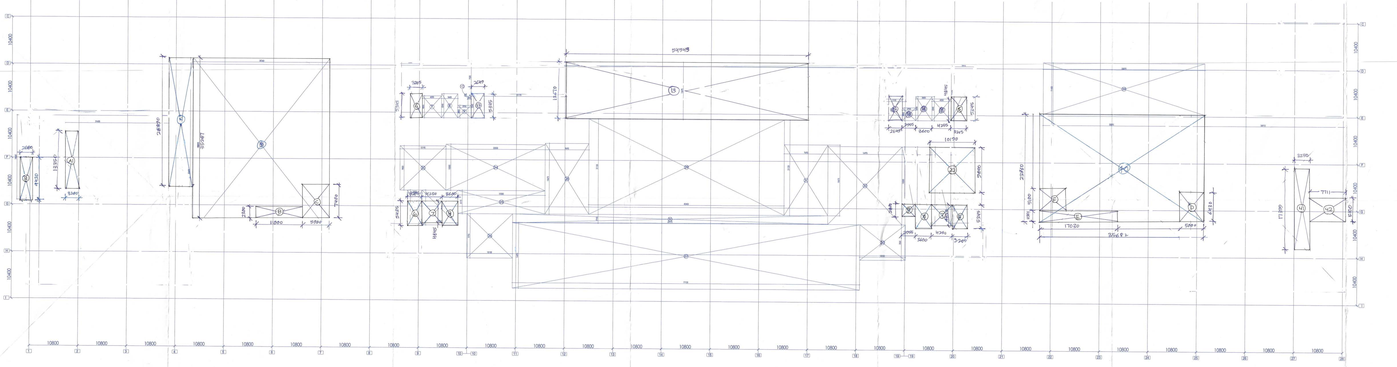

GROUND FLOOR PLAN

AREA CALCULATIONS FOR GROUND FLOOR

ADDITIONS

1	31.175	x	1.43	x	0	=	29.26	SQ.MT
2	8.460	x	5.145	x	1	=	43.52	SQ.MT
3	5.209	x	15.64	x	1	=	198.52	SQ.MT
4	5.480	x	26.890	x	1	=	147.36	SQ.MT
5	30.260	x	25.287	x	1	=	765.15	SQ.MT
6	5.398	x	5.295	x	4	=	68.92	SQ.MT
7	4.255	x	4.845	x	4	=	82.57	SQ.MT
8	3.600	x	5.345	x	4	=	76.87	SQ.MT
9	2.955	x	2.8	x	2	=	24.80	SQ.MT
10	0.805	x	0.6	x	4	=	1.93	SQ.MT
11	21.975	x	7.25	x	0	=		SQ.MT
12	2.695	x	1.345	x	2	=	28.32	SQ.MT
13	54.956	x	12.67	x	1	=	691.46	SQ.MT
14	5.155	x	7.85	x	1	=		SQ.MT
15	4.350	x	4.82	x	1	=		SQ.MT
16	2.955	x	2.8	x	1	=		SQ.MT
17	3.600	x	5.345	x	1	=		SQ.MT
18	4.255	x	4.845	x	1	=		SQ.MT
19	5.495	x	12.6	x	1	=		SQ.MT
20	10.190	x	9.8	x	2	=	199.72	SQ.MT
21	3.200	x	6.87	x	1	=		SQ.MT
22	7.905	x	8.1	x	1	=		SQ.MT
23	7.955	x	7.72	x	1	=		SQ.MT
24	22.020	x	10.2	x	1	=	224.60	SQ.MT
25	19.350	x	5.175	x	1	=	100.14	SQ.MT
26	10.130	x	9.795	x	1	=	99.22	SQ.MT
27	77.135	x	14.975	x	1	=	1154.62	SQ.MT
28	9.695	x	15.675	x	1	=	151.97	SQ.MT
29	43.405	x	21.125	x	1	=	916.93	SQ.MT
30	69.970	x	1.945	x	1	=	136.09	SQ.MT
31	9.695	x	15.675	x	1	=	151.97	SQ.MT
32	16.495	x	17.32	x	1	=	285.69	SQ.MT
33	10.135	x	7.85	x	1	=	79.56	SQ.MT
34	2.955	x	15.32	x	1	=		SQ.MT
35	3.600	x	17.92	x	1	=		SQ.MT
36	4.250	x	17.42	x	1	=		SQ.MT
37	4.980	x	6.82	x	1	=		SQ.MT
38	7.905	x	8.35	x	1	=		SQ.MT
39	35.875	x	11.45	x	1	=	410.05	SQ.MT
40	99.682	x	9.86	x	1	=	991.37	SQ.MT
41	17.599	x	9.26	x	1	=	54.69	SQ.MT
42	7.711	x	9.15	x	1	=	59.53	SQ.MT
	TOTAL					=	7499.84	SQ.MT (A)

DEDUCTIONS

A	8.280	x	3.96	x	0	=	0	SQ.MT
B	11.840	x	2.960	x	1	=	35.040	SQ.MT
C	7.480	x	5.000	x	1	=	115.660	SQ.MT
D	5.480	x	5.660	x	1	=	31.024	SQ.MT
E	15.280	x	2.30	x	1	=	35.144	SQ.MT
F	6.451	x	9.40	x	1	=	60.694	SQ.MT (B)
TOTAL DEDUCTIONS						=	276.362	SQ.MT
TOTAL F.A.R. AREA OF GRAND FLOOR (A-B)						=	7223.478	SQ.MT (C)

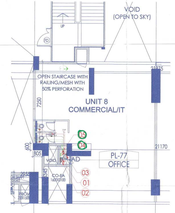

ENLARGEMENT DETAIL

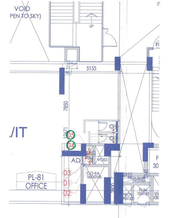

ENLARGEMENT DETAIL

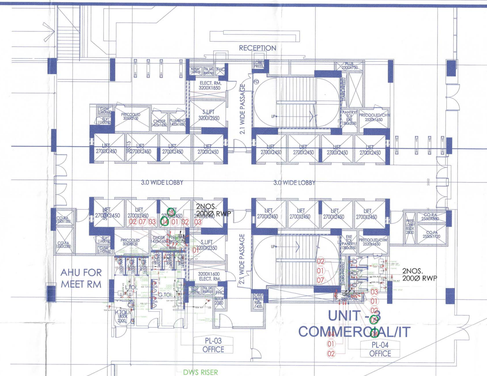

ENLARGEMENT DETAIL OF TYPICAL CORE
SCALE 1:100

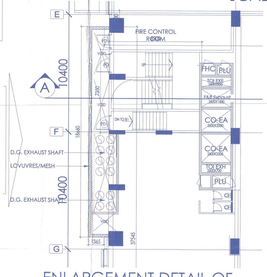

ENLARGEMENT DETAIL OF
STAIRCASE CORE IN BLOCK-A

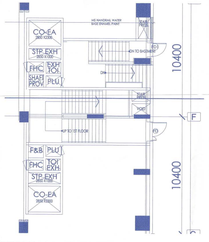

ENLARGEMENT DETAIL OF
STAIRCASE CORE IN BLOCK-C

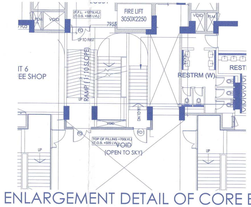

ENLARGEMENT DETAIL OF CORE BETWEEN
BLOCK A & B & BETWEEN BLOCK B & C

PLUMBING LEGEND:

- 150Ø SCH PIPE(P)
- 100Ø WASTE PIPE(W)
- FD 75mm plain (VP)
- GW DN TAKE
- RWG DN TAKE
- GW DN TAKE
- = SCH PIPE
- = SCH BEND
- FD = FLOOR DRAIN
- IT = FLOOR TRAP
- AD = ACCESS DOOR
- CT = CPVC PIPE FOR PLUMBING
- = 100mm Ø PVC
- AD = ACCESS DOOR
- CWS = COLD WATER SUPPLY
- RWG = RAINING WATER SUPPLY
- HWS = HOT WATER SUPPLY

DETAIL OF PIPE CONNECTIONS

FROM FF TO EACH 150Ø WASTE PIPE
FROM WC TO EACH 100Ø SOIL PIPE
FROM WB WASTE TO IT 150Ø PIPE
FROM SINK WASTE TO IT 40Ø PIPE

FF = 100Ø PIPE +FLOWAY RISER PIPE
SV = 150Ø SPIRAL DE GRAIN PIPE

DRG NO. SS-P-101

KEY PLAN

NOTES

This development have been conceived, designed and drafted on basis of the following parameters:

1. All toilets will be mechanically ventilated. Conditioned air from the office floor will be sucked in to the toilets and vented out through a vent shaft.
2. Basement will be artificially ventilated.
3. All spaces (parking basement, service basement ect) will be artificially lit. Any natural light which is available in the office spaces is only incidental and not essential to the functioning of the buildings.
4. 100% standby generating capacity will be provided for the entire electrical requirement of the total scheme. The therefore includes standby generation for all common services, fire services, lifts etc. and also the entire electrical load for ventilation & air-conditioning lights and all office equipment.
5. This building will be sprinkled as per NBC norms.
6. partition/ modifications for interior space/ layout and toilet block addition and alteration shall be as per client request/ requirements at cutte area of four pipe.

DOOR SCHEDULE

TYPE	OPENING SIZE	CILL	LINTEL	REMARKS
D1	1000X2100	+150	+2100	INTERNAL FLUSH DOOR (SINGLE LEAF)
D2	750X2100	+150	+2100	INTERNAL FLUSH DOOR (SINGLE LEAF)
D3	900X2100	+150	+2100	PANTRY/TOILET DOOR (SINGLE LEAF)
D4	1200X2100	+150	+2100	BANDED/APPED TOILET (SINGLE LEAF)
D5	1200X2100	+150	+2100	LIFT LOBBY DOOR (SINGLE LEAF)
D6	1000X2100	+150	+2100	LIFT LOBBY DOOR (SINGLE LEAF)
D7	2000X2400	+150	+2400	ENTRY DOOR DOUBLE LEAF)
D8	2400X2400	+150	+2400	(SHAFT DOOR)
D9	3000X2400	+150	+2400	(SHAFT DOOR)
D10	2400X2400	+150	+2400	(SHAFT DOOR)
D11	3000X2100	+150	+2100	(SHAFT DOOR)
D12	3000X2100	+150	+2100	(SHAFT DOOR)
D13	3000X2100	+150	+2100	(SHAFT DOOR)
D14	3000X2100	+150	+2100	(SHAFT DOOR)
D15	3000X2100	+150	+2100	(SHAFT DOOR)
D16	3000X2100	+150	+2100	(SHAFT DOOR)
D17	3000X2100	+150	+2100	(SHAFT DOOR)
D18	3400X3000	+600	+3000	DOUBLE DOOR (PARKING HALL/ENTRANCE)
D19	1700X2100	+150	+2100	DOUBLE DOOR (ENTRANCE/ENTRY)
D20	1200X2100	+150	+2100	DOUBLE DOOR (ENTRANCE/ENTRY)
D21	1200X2100	+150	+2100	DOUBLE DOOR (ENTRANCE/ENTRY)
D22	1200X2100	+150	+2100	DOUBLE DOOR (ENTRANCE/ENTRY)
D23	1200X2100	+150	+2100	DOUBLE DOOR (ENTRANCE/ENTRY)
D24	1200X2100	+150	+2100	DOUBLE DOOR (ENTRANCE/ENTRY)
D25	1200X2100	+150	+2100	DOUBLE DOOR (ENTRANCE/ENTRY)
D26	1200X2100	+150	+2100	DOUBLE DOOR (ENTRANCE/ENTRY)
D27	1200X2100	+150	+2100	DOUBLE DOOR (ENTRANCE/ENTRY)
D28	1200X2100	+150	+2100	DOUBLE DOOR (ENTRANCE/ENTRY)
D29	1200X2100	+150	+2100	DOUBLE DOOR (ENTRANCE/ENTRY)
D30	1200X2100	+150	+2100	DOUBLE DOOR (ENTRANCE/ENTRY)
D31	1200X2100	+150	+2100	DOUBLE DOOR (ENTRANCE/ENTRY)
D32	1200X2100	+150	+2100	DOUBLE DOOR (ENTRANCE/ENTRY)
D33	1200X2100	+150	+2100	DOUBLE DOOR (ENTRANCE/ENTRY)
D34	1200X2100	+150	+2100	DOUBLE DOOR (ENTRANCE/ENTRY)
D35	1200X2100	+150	+2100	DOUBLE DOOR (ENTRANCE/ENTRY)
D36	1200X2100	+150	+2100	DOUBLE DOOR (ENTRANCE/ENTRY)
D37	1200X2100	+150	+2100	DOUBLE DOOR (ENTRANCE/ENTRY)
D38	1200X2100	+150	+2100	DOUBLE DOOR (ENTRANCE/ENTRY)
D39	1200X2100	+150	+2100	DOUBLE DOOR (ENTRANCE/ENTRY)
D40	1200X2100	+150	+2100	DOUBLE DOOR (ENTRANCE/ENTRY)
D41	1200X2100	+150	+2100	DOUBLE DOOR (ENTRANCE/ENTRY)
D42	1200X2100	+150	+2100	DOUBLE DOOR (ENTRANCE/ENTRY)
D43	1200X2100	+150	+2100	DOUBLE DOOR (ENTRANCE/ENTRY)
D44	1200X2100	+150	+2100	DOUBLE DOOR (ENTRANCE/ENTRY)
D45	1200X2100	+150	+2100	DOUBLE DOOR (ENTRANCE/ENTRY)
D46	1200X2100	+150	+2100	DOUBLE DOOR (ENTRANCE/ENTRY)
D47	1200X2100	+150	+2100	DOUBLE DOOR (ENTRANCE/ENTRY)
D48	1200X2100	+150	+2100	DOUBLE DOOR (ENTRANCE/ENTRY)
D49	1200X2100	+150	+2100	DOUBLE DOOR (ENTRANCE/ENTRY)
D50	1200X2100	+150	+2100	DOUBLE DOOR (ENTRANCE/ENTRY)
D51	1200X2100	+150	+2100	DOUBLE DOOR (ENTRANCE/ENTRY)
D52	1200X2100	+150	+2100	DOUBLE DOOR (ENTRANCE/ENTRY)
D53	1200X2100	+150	+2100	DOUBLE DOOR (ENTRANCE/ENTRY)
D54	1200X2100	+150	+2100	DOUBLE DOOR (ENTRANCE/ENTRY)
D55	1200X2100	+150	+2100	DOUBLE DOOR (ENTRANCE/ENTRY)
D56	1200X2100	+150	+2100	DOUBLE DOOR (ENTRANCE/ENTRY)
D57	1200X2100	+150	+2100	DOUBLE DOOR (ENTRANCE/ENTRY)
D58	1200X2100	+150	+2100	DOUBLE DOOR (ENTRANCE/ENTRY)
D59	1200X2100	+150	+2100	DOUBLE DOOR (ENTRANCE/ENTRY)
D60	1200X2100	+150	+2100	DOUBLE DOOR (ENTRANCE/ENTRY)
D61	1200X2100	+150	+2100	DOUBLE DOOR (ENTRANCE/ENTRY)
D62	1200X2100	+150	+2100	DOUBLE DOOR (ENTRANCE/ENTRY)
D63	1200X2100	+150	+2100	DOUBLE DOOR (ENTRANCE/ENTRY)
D64	1200X2100	+150	+2100	DOUBLE DOOR (ENTRANCE/ENTRY)
D65	1200X2100	+150	+2100	DOUBLE DOOR (ENTRANCE/ENTRY)
D66	1200X2100	+150	+2100	DOUBLE DOOR (ENTRANCE/ENTRY)
D67	1200X2100	+150	+2100	DOUBLE DOOR (ENTRANCE/ENTRY)
D68	1200X2100	+150	+2100	DOUBLE DOOR (ENTRANCE/ENTRY)
D69	1200X2100	+150	+2100	DOUBLE DOOR (ENTRANCE/ENTRY)
D70	1200X2100	+150	+2100	DOUBLE DOOR (ENTRANCE/ENTRY)
D71	1200X2100	+150	+2100	DOUBLE DOOR (ENTRANCE/ENTRY)
D72	1200X2100	+150	+2100	DOUBLE DOOR (ENTRANCE/ENTRY)
D73	1200X2100	+150	+2100	DOUBLE DOOR (ENTRANCE/ENTRY)
D74	1200X2100	+150	+2100	DOUBLE DOOR (ENTRANCE/ENTRY)
D75	1200X2100	+150	+2100	DOUBLE DOOR (ENTRANCE/ENTRY)
D76	1200X2100	+150	+2100	DOUBLE DOOR (ENTRANCE/ENTRY)
D77	1200X2100	+150	+2100	DOUBLE DOOR (ENTRANCE/ENTRY)
D78	1200X2100	+150	+2100	DOUBLE DOOR (ENTRANCE/ENTRY)
D79	1200X2100	+150	+2100	DOUBLE DOOR (ENTRANCE/ENTRY)
D80	1200X2100	+150	+2100	DOUBLE DOOR (ENTRANCE/ENTRY)
D81	1200X2100	+150	+2100	DOUBLE DOOR (ENTRANCE/ENTRY)
D82	1200X2100	+150	+2100	DOUBLE DOOR (ENTRANCE/ENTRY)
D83	1200X2100	+150	+2100	DOUBLE DOOR (ENTRANCE/ENTRY)
D84	1200X2100	+150	+2100	DOUBLE DOOR (ENTRANCE/ENTRY)
D85	1200X2100	+150	+2100	DOUBLE DOOR (ENTRANCE/ENTRY)
D86	1200X2100	+150	+2100	DOUBLE DOOR (ENTRANCE/ENTRY)
D87	1200X2100	+150	+2100	DOUBLE DOOR (ENTRANCE/ENTRY)
D88	1200X2100	+150	+2100	DOUBLE DOOR (ENTRANCE/ENTRY)
D89	1200X2100	+150	+2100	DOUBLE DOOR (ENTRANCE/ENTRY)
D90	1200X2100	+150	+2100	DOUBLE DOOR (ENTRANCE/ENTRY)
D91	1200X2100	+150	+2100	DOUBLE DOOR (ENTRANCE/ENTRY)
D92	1200X2100	+150	+2100	DOUBLE DOOR (ENTRANCE/ENTRY)
D93	1200X2100	+150	+2100	DOUBLE DOOR (ENTRANCE/ENTRY)
D94	1200X2100	+150	+2100	DOUBLE DOOR (ENTRANCE/ENTRY)
D95	1200X2100	+150	+2100	DOUBLE DOOR (ENTRANCE/ENTRY)
D96	1200X2100	+150	+2100	DOUBLE DOOR (ENTRANCE/ENTRY)
D97	1200X2100	+150	+2100	DOUBLE DOOR (ENTRANCE/ENTRY)
D98	1200X2100	+150	+2100	DOUBLE DOOR (ENTRANCE/ENTRY)
D99	1200X2100	+150	+2100	DOUBLE DOOR (ENTRANCE/ENTRY)
D100	1200X2100	+150	+2100	DOUBLE DOOR (ENTRANCE/ENTRY)

Architect
Hafeez
Contractor
19 Bank Street, Bombay 400 023. Tel:2861820

PROJECT:
REVISED BUILDING PLAN OF CYBER PARK COLONY AREA MEASURING 11.816 ACRES (LICENCE NO.180 OF 2007 DATED 02.05.2007) IN SECTOR -20, GURGAON MANESAR URBAN COMPLEX.

OWNER: M/S DLF CYBER CITY DEVELOPERS LTD.

CONSULTANT:

GROUND FLOOR PLAN
(F.F.L.+1000 MM LVL.)
(T.O.S.+325MM LVL.)

REVISION	JOB NO:-	DRG NO:- SS-P-101
	SCALE:- 1:250	DATE:- 21/08/2017
FILE:-	DEALT BY:-	CHECKED BY:- APPROVED BY:-

SIGNATURE & SEAL OF ARCHITECT:-

SIGNATURE & SEAL OF OWNER:-